

**State Public Charter School Authority**  
**Quest Academy Northwest Middle School**  
**2024-2025 School Performance Plan**

**Classification: 3 Star School**

**Distinction Designations:**  
Title I



**Board Approval Date:** November 30, 2024  
**Public Presentation Date:** November 30, 2024

# Mission Statement

Quest Academy is an academic institution that is dedicated to growth, perseverance, and academic achievement. We foster students' personal and intellectual growth so that they are prepared to be positively productive and engaged citizens of their communities. We pride ourselves on our familial environment, and caring and committed teaching, leadership, and support staff.

# Vision

Quest Preparatory Academy provides a uniquely designed, academically rigorous, caring and nurturing learning experience in a tuition-free, public school setting. We are a close-knit community of teachers, leaders, and families, committed to providing our diverse student population with the high-quality educational experience that they deserve.

# Value Statement

## Nevada Report Card

In compliance with federal and state law, Nevada's K-12 Accountability Portal provides detailed information about each school's student and staff demographics and school performance rating, a star-rating system based on the Nevada School Performance Framework (NSPF). You can find our School Rating Report at (Add a link to the school's School Rating Report.)

[http://nevadareportcard.nv.gov/DI/nv/state\\_public\\_charter\\_school\\_authority/quest\\_academy\\_northwest/2023/nspf/md](http://nevadareportcard.nv.gov/DI/nv/state_public_charter_school_authority/quest_academy_northwest/2023/nspf/md)

# Table of Contents

Comprehensive Needs Assessment .....	4
Student Success .....	4
Adult Learning Culture .....	5
Connectedness .....	6
Priority Problem Statements .....	7
Comprehensive Needs Assessment Data Documentation .....	8
Goals .....	10
Goal 1: Student Success .....	10
Goal 2: Adult Learning Culture .....	13
Goal 3: Connectedness .....	14
Title I Personnel .....	15
Campus Improvement Committee .....	16
School Funding Summary .....	17

# Comprehensive Needs Assessment

Revised/Approved: February 21, 2024

## Student Success

### Student Success Summary

- Student growth exceeding national norm MGP in MAP Growth
- Received 4-star ranking on the 2023 NSPF and 3-star ranking on the 2024 NSPF
- ELA Proficiency rose over 10% from SY2122 to SY2324 to 42.25%
- Science Proficiency rose was 34%
- Math MGP and ELA MGP exceeded the district median on the 2024 SBAC

### Student Success Strengths

- Maintain proficiency levels in ELA
- Increase proficiency levels in Math

### Problem Statements Identifying Student Success Needs

**Problem Statement 1 (Prioritized):** Our math proficiency is below the state average. **Critical Root Cause:** Fidelity to the rigor of the Common Core State Standards

# Adult Learning Culture

## Adult Learning Culture Summary

- Continual implementation of the Leader in Me framework
- Continual job-embedded professional development opportunities
- Continual growth in student discourse
- Continual growth in student cooperative learning structures

## Adult Learning Culture Strengths

- Increase consistency and frequency of student engagement practices
- Increase in higher level questioning

## Problem Statements Identifying Adult Learning Culture Needs

**Problem Statement 1 (Prioritized):** There is an opportunity for higher level academic discourse and increased student engagement during Tier I instruction. **Critical Root Cause:** Teachers level of proficiency with Kagan and other collaborative structures.

# Connectedness

## Connectedness Summary

- More families are providing medical documentation to excuse student absences.
- Increase in family participation in schoolwide events such as STEAM Night and Literacy Night

## Connectedness Strengths

- Consistent and responsible student attendance continues to be an area of growth for Quest.
- A reduction in daily and chronic tardiness

## Problem Statements Identifying Connectedness Needs

**Problem Statement 1 (Prioritized):** An increasing number of students are becoming chronically absent as the school year progresses. **Critical Root Cause:** Lack of transportation or unreliable transportation

# Priority Problem Statements

**Problem Statement 1:** Our math proficiency is below the state average.

**Critical Root Cause 1:** Fidelity to the rigor of the Common Core State Standards

**Problem Statement 1 Areas:** Student Success

**Problem Statement 2:** There is an opportunity for higher level academic discourse and increased student engagement during Tier I instruction.

**Critical Root Cause 2:** Teachers level of proficiency with Kagan and other collaborative structures.

**Problem Statement 2 Areas:** Adult Learning Culture

**Problem Statement 3:** An increasing number of students are becoming chronically absent as the school year progresses.

**Critical Root Cause 3:** Lack of transportation or unreliable transportation

**Problem Statement 3 Areas:** Connectedness

# Comprehensive Needs Assessment Data Documentation

The following data were used to verify the comprehensive needs assessment analysis:

## Improvement Planning Data

- School goals
- Prior year improvement plans - Needs Assessment
- Prior year improvement plans - Performance objectives (SMART goals)
- Prior year improvement plans - Actions and strategies
- Prior year improvement plans - Expenditures
- Prior year improvement plans - Formative and summative reviews
- State and federal planning requirements

## Accountability Data

- State assessment performance report
- Federal Report Card Data

## Student Data: Assessments

- State and federally required assessment information
- English Language Proficiency Assessment System results
- Student failure and/or retention rates

## Student Data: Student Groups

- Race and ethnicity
- Economically disadvantaged
- Special education
- EL
- Homeless data
- Foster
- Multi-Tiered System of Supports (MTSS) or Response to Intervention (RtI)

## Student Data: Behavior and Other Indicators

- Completion rates and/or graduation rates data
- Attendance data
- Social Emotional Learning
- Discipline records
- Student surveys and/or other feedback
- Class size averages by grade and subject
- Enrollment trends

## Employee Data

- Staff surveys and/or other feedback



- Teacher/Student Ratio
- State certified and high quality staff data
- School department and/or faculty meeting discussions and data
- Teacher retention
- Teacher evaluation

#### **Parent/Family/Community Data**

- Parent/family surveys and/or other feedback
- Parent/family engagement, opportunities, attendance, and participation

#### **Support Systems and Other Data**

- Master schedule
- Processes and procedures for teaching and learning, including program implementation
- Budgets/entitlements and expenditures data
- Study of best practices

# Goals

Revised/Approved: February 21, 2024

## Goal 1: Student Success

**Annual Performance Objective 1:** Increase the percent of all students proficient in Math from 18.31% in Spring 2024 to 20% by Spring 2025, as measured by SBAC.

**Evaluation Data Sources:** NWEA Map Growth Data  
Smarter Balanced Assessments

Improvement Strategy 1 Details	Status Checks		
<p><b>Improvement Strategy 1:</b> Utilization of Dreambox weekly to target specific Common Core State Standards at the appropriate rigorous level; <a href="https://www.evidenceforessa.org/program/dreambox-learning/">https://www.evidenceforessa.org/program/dreambox-learning/</a></p> <p><b>Formative Measures:</b> Increase math proficiency rates as measured by MAP Growth</p> <p><b>Position Responsible:</b> Academic Facilitator and math instructors</p> <p><b>Student Groups This Strategy Targets:</b> FRL, EL, Students with Disabilities, Foster/Homeless, Racial/Ethnic Groups</p> <p>- <b>Evidence Level:</b> Strong</p> <p><b>Problem Statements/Critical Root Causes:</b> Student Success 1</p> <p><b>Resources and Funding Needed:</b> Dreambox licenses - AB 495 - \$8,820</p>	Status Check		
	Feb	May	May

Improvement Strategy 2 Details	Status Checks		
<p><b>Improvement Strategy 2:</b> Adherence to the curriculum maps and fidelity to the CCSS embedded in the core curriculum. <a href="https://www.evidenceforessa.org/program/dreambox-learning/">https://www.evidenceforessa.org/program/dreambox-learning/</a></p> <p><b>Formative Measures:</b> Revision of curriculum maps, weekly lesson plan review, and professional development on educational best practices</p> <p><b>Position Responsible:</b> Principal and Academic Facilitator</p> <p><b>Student Groups This Strategy Targets:</b> FRL, EL, Students with Disabilities, Foster/Homeless, Racial/Ethnic Groups</p> <p>- <b>Evidence Level:</b> Strong</p> <p><b>Problem Statements/Critical Root Causes:</b> Student Success 1</p> <p><b>Resources and Funding Needed:</b> Into Math - General Funds - \$15,766.28</p>	Status Check		
	Feb	May	May

 No Progress     
  Accomplished     
  Continue/Modify     
  Discontinue





**Annual Performance Objective 1 Problem Statements:**

Student Success
<p><b>Problem Statement 1:</b> Our math proficiency is below the state average. <b>Critical Root Cause:</b> Fidelity to the rigor of the Common Core State Standards</p>

**Goal 1: Student Success**

**Annual Performance Objective 2:** Increase the annual growth percentage (AGP) of students with IEPs from 25% in Spring 2024 to 50% or higher by Spring 2025, as measured by the SBAC, as aligned to SPP/APR indicator 3.

**Evaluation Data Sources:** Smarter Balanced Assessment Consortium

Improvement Strategy 1 Details	Status Checks		
<p><b>Improvement Strategy 1:</b> Utilization of Dreambox weekly to target specific Common Core State Standards at the appropriate rigorous level</p> <p><b>Formative Measures:</b> Increase math growth rates as measured by MAP Growth</p> <p><b>Position Responsible:</b> Special Education Teacher</p> <p><b>Student Groups This Strategy Targets:</b>                      FRL, EL, Students with Disabilities, Foster/Homeless, Racial/Ethnic Groups</p> <p>- <b>Evidence Level:</b>                      Strong</p> <p><b>Problem Statements/Critical Root Causes:</b> Student Success 1</p> <p><b>Resources and Funding Needed:</b> Dreambox - AB 495 - \$8,820</p>	Status Check		
	Feb	May	May
<div style="display: flex; justify-content: space-around; align-items: center;"> <div style="text-align: center;">  No Progress                 </div> <div style="text-align: center;">  Accomplished                 </div> <div style="text-align: center;">  Continue/Modify                 </div> <div style="text-align: center;">  Discontinue                 </div> </div>			





**Annual Performance Objective 2 Problem Statements:**

Student Success
<p><b>Problem Statement 1:</b> Our math proficiency is below the state average. <b>Critical Root Cause:</b> Fidelity to the rigor of the Common Core State Standards</p>

**Goal 2: Adult Learning Culture**

**Annual Performance Objective 1:** Increase the percentage of staff trained in Kagan Structures and/or cooperative learning structures from 50% to 80% by the end of 2024-2025 school year, as measured by sign in sheets and professional development.

**Evaluation Data Sources:** Walk Through Data, Observations, Sign In sheets

Improvement Strategy 1 Details	Status Checks		
<p><b>Improvement Strategy 1:</b> Kagan Day 1 and Day 2 training for all instructional staff. 100% of instructional staff employed in August 2023 received both days of training. <a href="https://www.evidenceforessa.org/program/kagan-cooperative-learning/">https://www.evidenceforessa.org/program/kagan-cooperative-learning/</a></p> <p><b>Formative Measures:</b> Increase academic discourse during instruction; This aligns with the Nevada Professional Development Standard-Learning Designs: Professional learning that increases educator effectiveness and results for all students integrates theories, research, and models of human learning to achieve its intended outcomes.</p> <p><b>Position Responsible:</b> Principal and Student Support Director</p> <p><b>Student Groups This Strategy Targets:</b> FRL, EL, Students with Disabilities, Migrant, Foster/Homeless, Racial/Ethnic Groups</p> <p>- <b>Evidence Level:</b> Strong</p> <p><b>Problem Statements/Critical Root Causes:</b> Adult Learning Culture 1</p> <p><b>Resources and Funding Needed:</b> Kagan Training - General Funds - \$8,370</p>	Status Check		
	Feb	May	May
<div style="display: flex; justify-content: space-around; align-items: center;"> <div style="text-align: center;">  No Progress         </div> <div style="text-align: center;">  Accomplished         </div> <div style="text-align: center;">  Continue/Modify         </div> <div style="text-align: center;">  Discontinue         </div> </div>			





**Annual Performance Objective 1 Problem Statements:**

Adult Learning Culture
<p><b>Problem Statement 1:</b> There is an opportunity for higher level academic discourse and increased student engagement during Tier I instruction. <b>Critical Root Cause:</b> Teachers level of proficiency with Kagan and other collaborative structures.</p>

**Goal 3: Connectedness**

**Annual Performance Objective 1:** Decrease the percent of all students who were chronically absent from 21% in SY2324 to 15% SY2425 as reported by the Nevada School Performance Framework.

**Evaluation Data Sources:** Nevada chronic absenteeism report  
Federal chronic absenteeism report

Improvement Strategy 1 Details	Status Checks		
<p><b>Improvement Strategy 1:</b> Decrease attendance barriers by offering transportation to high priority students; <a href="https://www.attendanceworks.org/resources/data-tools/">https://www.attendanceworks.org/resources/data-tools/</a></p> <p><b>Formative Measures:</b> Apply for transportation grant funding</p> <p><b>Position Responsible:</b> Principal</p> <p><b>Student Groups This Strategy Targets:</b> FRL, Foster/Homeless</p> <p>- <b>Evidence Level:</b> Moderate</p> <p><b>Problem Statements/Critical Root Causes:</b> Connectedness 1</p> <p><b>Resources and Funding Needed:</b> Vehicles, Personnel, and Associated Costs - Transportation Grant - \$212,362.59</p>	Status Check		
	Feb	May	May
<p style="text-align: center;">  No Progress                 Accomplished                 Continue/Modify                 Discontinue         </p>			

**Annual Performance Objective 1 Problem Statements:**

<b>Connectedness</b>
<p><b>Problem Statement 1:</b> An increasing number of students are becoming chronically absent as the school year progresses. <b>Critical Root Cause:</b> Lack of transportation or unreliable transportation</p>

# Title I Personnel

<u>Name</u>	<u>Position</u>	<u>Program</u>	<u>FTE</u>
Corey Miranda	IT Support		0.5
Elizabeth Sanford	English Teacher		1.0
Melissa Hester	Absenteeism Monitor		0.15

# Campus Improvement Committee

<b>Team Role</b>	<b>Name</b>	<b>Position</b>
Student	Olivia Johnson	Student
Parent	Shauna Hallahan	Parent
Paraprofessional	Jonathan Ward	Paraprofessional
Administrator	Linda Williams	Action Team Lead
Classroom Teacher	Tara Walker	Action Team Lead
Classroom Teacher	Kenya Osborne	Action Team Lead
Classroom Teacher	Tiffany Hunter	Action Team Lead
Classroom Teacher	Crystal Whitfield	Action Team Lead
Classroom Teacher	April Hornsby	Action Team Lead
Classroom Teacher	Elizabeth Sanford	Coordinator
Administrator	Katie Secord	Coordinator
Administrator	Janelle Veith	Principal



# School Funding Summary

General Funds					
Goal	Annual Performance Objective	Improvement Strategy	Resources Needed	Account Code	Amount
1	1	2	Into Math		\$15,766.28
2	1	1	Kagan Training		\$8,370.00
<b>Sub-Total</b>					\$24,136.28
<b>Budgeted Fund Source Amount</b>					\$5,051,170.84
<b>+/- Difference</b>					\$5,027,034.56
AB 495					
Goal	Annual Performance Objective	Improvement Strategy	Resources Needed	Account Code	Amount
1	1	1	Dreambox licenses		\$8,820.00
1	2	1	Dreambox		\$8,820.00
<b>Sub-Total</b>					\$17,640.00
<b>Budgeted Fund Source Amount</b>					\$49,061.00
<b>+/- Difference</b>					\$31,421.00
IDEA-B					
Goal	Annual Performance Objective	Improvement Strategy	Resources Needed	Account Code	Amount
					\$0.00
<b>Sub-Total</b>					\$0.00
<b>Budgeted Fund Source Amount</b>					\$52,991.22
<b>+/- Difference</b>					\$52,991.22
IDEA-b, Sect 619 EC					
Goal	Annual Performance Objective	Improvement Strategy	Resources Needed	Account Code	Amount
					\$0.00
<b>Sub-Total</b>					\$0.00
<b>Budgeted Fund Source Amount</b>					\$0.00
<b>+/- Difference</b>					\$0.00

Special Education EXN					
Goal	Annual Performance Objective	Improvement Strategy	Resources Needed	Account Code	Amount
					\$0.00
<b>Sub-Total</b>					\$0.00
<b>Budgeted Fund Source Amount</b>					\$0.00
<b>+/- Difference</b>					\$0.00
Special Education ESY					
Goal	Annual Performance Objective	Improvement Strategy	Resources Needed	Account Code	Amount
					\$0.00
<b>Sub-Total</b>					\$0.00
<b>Budgeted Fund Source Amount</b>					\$0.00
<b>+/- Difference</b>					\$0.00
Title I, Pt. A					
Goal	Annual Performance Objective	Improvement Strategy	Resources Needed	Account Code	Amount
					\$0.00
<b>Sub-Total</b>					\$0.00
<b>Budgeted Fund Source Amount</b>					\$201,537.16
<b>+/- Difference</b>					\$201,537.16
Title I, 1003(a)					
Goal	Annual Performance Objective	Improvement Strategy	Resources Needed	Account Code	Amount
					\$0.00
<b>Sub-Total</b>					\$0.00
<b>Budgeted Fund Source Amount</b>					\$0.00
<b>+/- Difference</b>					\$0.00
Title II, Pt. A					
Goal	Annual Performance Objective	Improvement Strategy	Resources Needed	Account Code	Amount
					\$0.00
<b>Sub-Total</b>					\$0.00
<b>Budgeted Fund Source Amount</b>					\$61,755.78
<b>+/- Difference</b>					\$61,755.78

Title III - ELL					
Goal	Annual Performance Objective	Improvement Strategy	Resources Needed	Account Code	Amount
					\$0.00
<b>Sub-Total</b>					\$0.00
<b>Budgeted Fund Source Amount</b>					\$6,643.97
<b>+/- Difference</b>					\$6,643.97
Title III - Immigrant					
Goal	Annual Performance Objective	Improvement Strategy	Resources Needed	Account Code	Amount
					\$0.00
<b>Sub-Total</b>					\$0.00
<b>Budgeted Fund Source Amount</b>					\$0.00
<b>+/- Difference</b>					\$0.00
Title IV, Pt. A					
Goal	Annual Performance Objective	Improvement Strategy	Resources Needed	Account Code	Amount
					\$0.00
<b>Sub-Total</b>					\$0.00
<b>Budgeted Fund Source Amount</b>					\$15,295.28
<b>+/- Difference</b>					\$15,295.28
NV Ready! State Pre-K					
Goal	Annual Performance Objective	Improvement Strategy	Resources Needed	Account Code	Amount
					\$0.00
<b>Sub-Total</b>					\$0.00
<b>Budgeted Fund Source Amount</b>					\$0.00
<b>+/- Difference</b>					\$0.00
McKinney-Vento					
Goal	Annual Performance Objective	Improvement Strategy	Resources Needed	Account Code	Amount
					\$0.00
<b>Sub-Total</b>					\$0.00
<b>Budgeted Fund Source Amount</b>					\$637.88
<b>+/- Difference</b>					\$637.88

Project Aware					
Goal	Annual Performance Objective	Improvement Strategy	Resources Needed	Account Code	Amount
					\$0.00
<b>Sub-Total</b>					\$0.00
<b>Budgeted Fund Source Amount</b>					\$0.00
<b>+/- Difference</b>					\$0.00
ARP ESSER (Includes Final One Third)					
Goal	Annual Performance Objective	Improvement Strategy	Resources Needed	Account Code	Amount
					\$0.00
<b>Sub-Total</b>					\$0.00
<b>Budgeted Fund Source Amount</b>					\$0.00
<b>+/- Difference</b>					\$0.00
ARP ESSER Late Liquidation					
Goal	Annual Performance Objective	Improvement Strategy	Resources Needed	Account Code	Amount
					\$0.00
<b>Sub-Total</b>					\$0.00
<b>Budgeted Fund Source Amount</b>					\$0.00
<b>+/- Difference</b>					\$0.00
ARP ESSER IDEA-B					
Goal	Annual Performance Objective	Improvement Strategy	Resources Needed	Account Code	Amount
					\$0.00
<b>Sub-Total</b>					\$0.00
<b>Budgeted Fund Source Amount</b>					\$0.00
<b>+/- Difference</b>					\$0.00
ARP ESSER IDEA-b, Sect 619 EC					
Goal	Annual Performance Objective	Improvement Strategy	Resources Needed	Account Code	Amount
					\$0.00
<b>Sub-Total</b>					\$0.00
<b>Budgeted Fund Source Amount</b>					\$0.00
<b>+/- Difference</b>					\$0.00

ARP ESSER CTE					
Goal	Annual Performance Objective	Improvement Strategy	Resources Needed	Account Code	Amount
					\$0.00
<b>Sub-Total</b>					\$0.00
<b>Budgeted Fund Source Amount</b>					\$0.00
<b>+/- Difference</b>					\$0.00
ARP Homeless					
Goal	Annual Performance Objective	Improvement Strategy	Resources Needed	Account Code	Amount
					\$0.00
<b>Sub-Total</b>					\$0.00
<b>Budgeted Fund Source Amount</b>					\$0.00
<b>+/- Difference</b>					\$0.00
BSCA Stronger Connections					
Goal	Annual Performance Objective	Improvement Strategy	Resources Needed	Account Code	Amount
					\$0.00
<b>Sub-Total</b>					\$0.00
<b>Budgeted Fund Source Amount</b>					\$0.00
<b>+/- Difference</b>					\$0.00
CRSSA ESSER II					
Goal	Annual Performance Objective	Improvement Strategy	Resources Needed	Account Code	Amount
					\$0.00
<b>Sub-Total</b>					\$0.00
<b>Budgeted Fund Source Amount</b>					\$0.00
<b>+/- Difference</b>					\$0.00
Transportation Grant					
Goal	Annual Performance Objective	Improvement Strategy	Resources Needed	Account Code	Amount
3	1	1	Vehicles, Personnel, and Associated Costs		\$212,362.59
<b>Sub-Total</b>					\$212,362.59
<b>Budgeted Fund Source Amount</b>					\$209,701.38
<b>+/- Difference</b>					-\$2,661.21

**Other (Specify source name within the strategy)**

<b>Goal</b>	<b>Annual Performance Objective</b>	<b>Improvement Strategy</b>	<b>Resources Needed</b>	<b>Account Code</b>	<b>Amount</b>
					\$0.00
<b>Sub-Total</b>					\$0.00
<b>Budgeted Fund Source Amount</b>					\$0.00
<b>+/- Difference</b>					\$0.00
<b>Grand Total Budgeted</b>					\$5,648,794.51
<b>Grand Total Spent</b>					\$254,138.87
<b>+/- Difference</b>					\$5,394,655.64